

MRD PET

www.mrdpet.com

@mrdpet



Examination Table "Franky Model" With Raised Edge & Sink



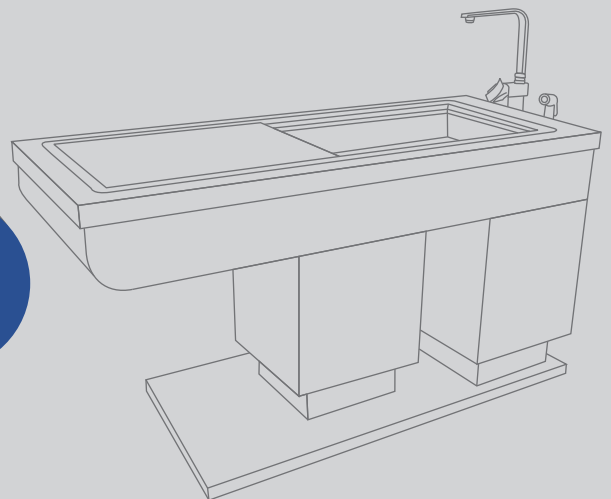
Veterinary Equipment
Manufacturer



Franky Series

Wet Table

2024 Catalog
Summer Edition



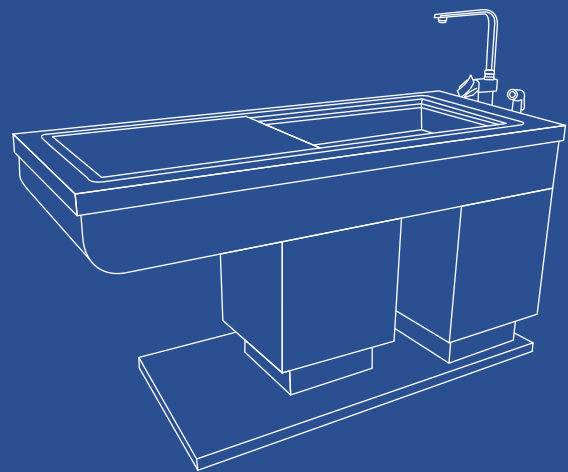
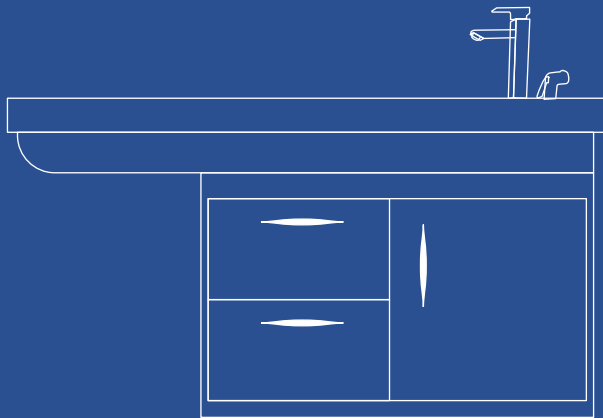
- Electric Dental Wet Table
- Examination Table "Franky Model"
With Raised Edge & Sink

Wet Table

We provide a variety of innovative, heavy-duty, cost-effective wet tables for vets, animal shelters and more. Featuring a full sink, spray hose, removable grate and instrument tray (optional).

Wet table provides useful accessories for both wet and dry treatment, surgery and dental procedures.

A 15cm deep, heavy gauge SUS304 stainless steel tub with 2 or 3 lengths removable grates, with radius knee space (franky series), allows you to sit comfortably while treating patients.



2024 Catalog



Franky Series

► Electric Dental Wet Table



EDWT-801



Adjustable column



Electrical Series



Polished Corners



Strong stability



Adjustable Leveler Feet



weight capacity



S.S Top Table



Easy Clean



Moisture resistant



Frankie Series



mesh grid



Sink



Faucet



Shut-off Hand Shower

The electric wet table is a perfect option for all your dental and treatment table needs. This is the modern wet table that offers height adjustment and useful accessories, also converts easily to a fully equipped dental table.


Features:

- The tub constructed from SUS304 stainless steel
- Baked powder coated iron base
- Electric lift, Height adjustable: 85cm *110-115cm
- Hand or foot control system (optional)
- Work in ergonomic comfort (franky series), whether standing or seated
- Easy to clean and disinfected after each use
- Swing arms for better patient presentation and user comfort (optional)
- Dimensions: 140cm L x 60cm W x 85-105, 110cm H

► Examination Table “Franky Series” With Raised Edge & Sink



EFET-511



The multi-functional table with stainless steel table top and raised edge to channel fluids to sink, including stainless steel sink and faucets. Fixed examination table with PVC cabinet, the radius knee part made of baked powder coated iron, the ergonomic design allows for eye-to-eye contact with the client and unrestricted access to both sides of the table.

Features:

- Structure in stainless steel, iron, PVC on waterproof clipboard and painted polyurethane colors
- Large working surface allows easier examination of patients
- Radius edges means no sharp edges for patient and staff comfort and safety, Comfortable knee space for sitting
- Internal modular design allows you to customize door and drawer configurations to suit your needs
- Material: PVC, iron, stainless steel
- Faucet and spray unit may be used simultaneously
- Sprayer features extra-long flexible stainless steel hose to easily reach the entire length of the tub
- Swing nozzle faucet swivels for normal faucet applications
- Dimensions: 150cm L x 60cm W x 90cm H (Available in custom sizes)