



MRd PET
www.mrdpet.com
@mrdpet


Classic Grooming Tub



Veterinary Equipment
Manufacturer

Grooming Tubs

2024 Catalog
Summer Edition



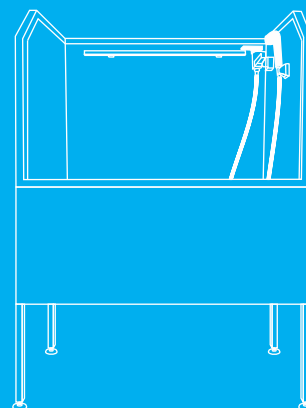

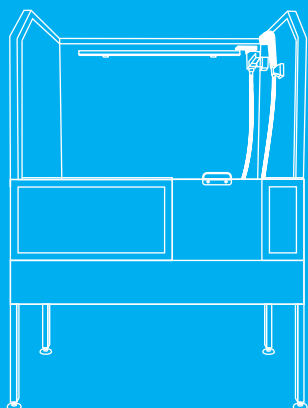
- Small Bathing Tub
- Classic Grooming Tub
- Deluxe Grooming Tub

Grooming Tubs

Our grooming tubs are essential to every grooming facility and represent one of the most valuable purchases when designing/setting up a grooming center. A heavy-duty tub created for the busy salon.

Our veterinary stainless steel tubs, manufactured from SUS304 grade brushed stainless steel are easy to clean, durable, easy to use and space saving which are both highly durable. Durability is standard with a sturdy tube frame construction strengthening the one-piece back splash.

Sturdy tub construction with radius corners along all the corners of the tub *45° angles on the front edges add safety and aesthetic appeal. Adjustable feet make it sturdy whether it is free-standing or placed against a wall. Features predrilled holes for plumbing, making installation easier.




2024 Catalog

► Small Bathing Tub



SBT-601



Sized right for Small-to-Medium Pets, The perfect tub for your smaller animals. Medium sized dogs can stand comfortably, this bathing tub is a space-efficient solution for bathing pets in a small space setting. High back splash keeps the water in the tub. This sturdy tub is fabricated from SUS304 grade brushed stainless steel and strengthened with a tubular frame. Adjust the height of the stainless steel tubular legs with triangular feet. The stainless steel drain grates offer an elevated, secure, and clean surface for dogs. Installed on stainless steel frames for the best durability, it can hold up to 60kg.

Features:

- The perfect tub for bathing smaller pets
- Stainless steel drain grates (floor grate) provide sure footing for pets while bathing or dipping
- One -piece, removable floor grate
- Easy drain access
- Plumbing can be located on left or right side of tub (optional)
- Functional faucet, water hoses and hair trap drain Insert included
- Sliding restraint ring design allows pets to be turned around in the tub without detaching the safety lead
- Dimensions: 90cm L x 55- 60cm W x 95cm H, Total Height (from Backsplash): 155cm Height

► Classic Grooming Tub (Most Popular Grooming Tub)



The basic grooming tub is filled with features durability comes standard with a sturdy tube frame construction strengthening the one-piece backplash. adjustable feet make it durable whether it is freestanding or placed against the wall. Suitable for dogs of all sizes, from Chihuahuas to Great Danes.

Features:

- Constructed with radiuses corners along all the corners of the tub
- Strong stainless steel that won't bend under pressure
- Edge piping for protection against sharp edges
- Our stainless steel tub floors provide sure footing for pets while bathing or dipping, the floor piece features easy drain access
- Dimensions: 120cm L x 60cm W x 180cm H

► Deluxe Grooming Tub



DBT-603



Washing animals gets a little easier with the new deluxe grooming tub. This deluxe tub with steps and door is completely removable, allowing you to keep your hands free and not bend down. The frame adds strength to the one-piece backsplash and adjustable feet let you place on most any surface. the stainless steel tub stays stable whether it's free standing in a room or placed against a wall.

Features:

- Sturdy tub construction with radius corners along all the corners of the tub
- Strong stainless steel that won't bend under pressure
- Edge piping for protection against sharp edges
- Plumbing can be located on left or right side of tub
- Functional faucet, water hoses and hair trap drain insert included
- Stainless steel drain grates (floor grate) provide sure footing for pets while bathing or dipping
- Removable floor grate
- Door latch is easy to use and constructed of the same long lasting material as our hinges. The door is completely removable
- Sliding restraint ring design allows dogs to be turned around in the tub without detaching the safety lead
- Hair trap drain insert and restraint ring
- Dimensions: 120cm L x 60cm W x 180cm H