


MRED PET
www.mrdpet.com
@mrdpet



Examination Table "Franky Model"



Veterinary Equipment
Manufacturer

Exam Table

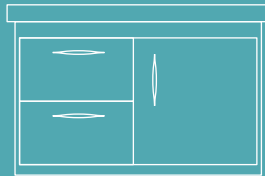
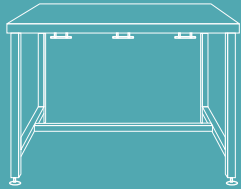
2024 Catalog
Summer Edition



- Classic Examination Table
- Examination Table With Storage Unit
- Examination Table With Digital Scale

Exam Table

We know there is many ways veterinarians want to use an exam table, so we make plenty of options. Find the table that suits how you want to practice.
Our exam table is the symbol of quality and beauty.



2024 Catalog

► Classic Examination Table



CET-201



All of our Classic Exam Tables feature a stainless steel top;
engineered for stability, durability and easy care

Features:

- Examination table made entirely in SUS304 stainless steel, durable and easy to clean
- Formed a single sheet of stainless steel with welded and polished corners
- Tables with or without wheels (optional)
- Lateral hooks to immobilize the animal and placed on each side, below the table top
- Dimensions: 120cm L x 60cm W x 90cm H (Available in custom sizes)

► Examination Table With Storage Unit



UET-301



The Fixed Height Exam Table is perfect for your exam room. The table allows for 360 degree access around your patient and has ample storage for all of your instruments and supplies, provides a comfortable and operational work of a veterinary specialist.

Features:

- Examination table with stainless steel top and large storage space beneath
- Structure in PVC on waterproof clipboard and painted polyurethane colors (optional)
- Most popular plan is a single door with 2 drawers (selective), with high quality hardware
- Adjustable leveler floor glides allow to adapt to floor irregularities
- Dimensions: 120cm L x 60cm W x 90cm H (Available in custom sizes)

► Examination Table With Digital Scale



SUET-311




The multi-functional veterinary examination table with digital scale is designed for daily use in veterinary examination. As a treatment or operating table it offers the possibility to weigh the animals at the same time. The animal in need of treatment therefore does not have to be relocated to another scale.

Features:

- Examination table with stainless steel top and large storage space beneath
- Full size weigh scale top for highly accurate weighing
- Maximum capacity: 100kg
- 4 load cells ensure accurate and reliable readings
- Easy to operate
- Internal battery or AC powered for LCD
- Structure in PVC on waterproof clipboard and painted polyurethane colors
- Most popular plan is a single door with 2 drawers (selective), with high quality hardware
- Adjustable leveler floor glides allow to adapt to floor irregularities
- Dimensions: 120cm L x 60cm W x 90cm H (Available in custom sizes)

Exam Table Franky Series

Offering innovative design and durable construction, the design treatment tables provide the knee-space (radius knee) to sitting comfortably while working. The ergonomic design allows for eye-to-eye contact with the client and unrestricted access to both sides of the table. The stainless steel, baked powder coated iron and PVC designs offer several door drawer configurations. Available with the doors and drawers on the left or on the right, depending on your needs.



2024 Catalog

- Examination Table "Franky Model"
- Examination Table "Franky Model" With Raised Edge & Sink
- Examination Table "Franky Model" With Digital Scale



Franky Series

► Examination Table “Franky Series”



FET-401



Fixed examination table with PVC cabinet, upper part made of stainless steel and the radius knee part made of baked powder coated iron, the ergonomic design allows for eye-to-eye contact with the client and unrestricted access to both sides of the table

Features:

- Structure in stainless steel, iron, PVC on waterproof clipboard and painted polyurethane colors
- Large working surface allows easier examination of patients
- Radius edges means no sharp edges for patient and staff comfort and safety, comfortable knee space for sitting
- Internal modular design allows you to customize door and drawer configurations to suit your needs
- Material: PVC, iron, stainless steel
- Dimensions: 140cm L x 60cm W x 90cm H (Available in custom sizes)

► Examination Table “Franky Series” With Raised Edge And Sink



EFET-411



The multi-functional Table with stainless steel table top and raised edge to channel fluids to sink, including stainless steel sink and faucets. Fixed examination table with PVC cabinet, the radius knee part made of baked powder coated iron, the ergonomic design allows for eye-to-eye contact with the client and unrestricted access to both sides of the table.

Features:

- Structure in stainless steel, iron, PVC on waterproof clipboard and painted polyurethane colors
- Large working surface allows easier examination of patients
- Radius edges means no sharp edges for patient and staff comfort and safety, comfortable knee space for sitting
- Internal modular design allows you to customize door and drawer configurations to suit your needs
- Material: PVC, iron, stainless steel
- Faucet and spray unit may be used simultaneously
- Sprayer features extra-long flexible stainless steel hose to easily reach the entire length of the tub
- Swing nozzle faucet swivels for normal faucet applications
- Dimensions: 150cm L x 60cm W x 90cm H (Available in custom sizes)

► Examination Table “Franky Series” With Digital Scale



SFET-411



The multi-functional table with scale and storage unit fixed examination table with PVC cabinet, upper part made of stainless steel and the radius knee part made of baked powder coated iron, the ergonomic design allows for eye-to-eye contact with the client and unrestricted access to both sides of the table

Features:

- Full size weigh scale top for highly accurate weighing
- 4 load cells ensure accurate and reliable readings
- Easy to operate
- Internal battery or AC powered for LCD
- Structure in stainless steel, iron, PVC on waterproof clipboard and painted polyurethane colors
- Large working surface allows easier examination of patients
- Internal modular design allows you to customize door and drawer configurations to suit your needs
- Material: PVC, iron, stainless steel
- Dimensions: 140cm L x 60cm W x 90cm H (Available in custom sizes)